

Collection Assessment & ARL Libraries

Summary Results from ARL SPEC Kit #352.

Karen Harker, Karen.Harker@unt.edu
Janette Klein, Janette.Klein@unt.edu

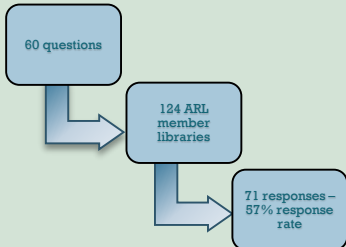
Introduction

ARL SPEC Kit Survey #352 addressed a gap in libraries between collection assessment theory and practice.

Objectives

- “...how collection assessment methods, measures, and practices are currently employed and how the results are utilized at ARL libraries.”
- Focus on what **is being done** rather than rehashing what **should or could** be done.

ARL SPEC Survey #352




Harker, K. R., & Klein, J. (2016). *Collection assessment*. <http://publications.arl.org/Collection-Assessment-SPEC-Kit-352/>.

EST. 1890

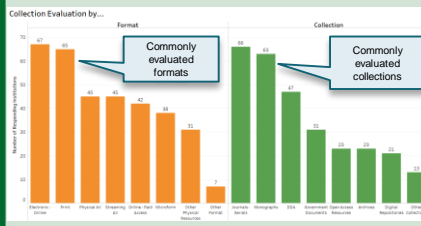
Results Processes, Purposes & Outcomes of Collection Assessment

- Nearly all *go beyond* national surveys
- Almost half do formal **and** informal assessments
- 30% have **plans** to conduct future assessments
- 4% **no** plans to conduct future assessments


Scope of Collection Evaluations



What is being evaluated?



Reasons for Initiating Collection Assessment



How Assessments are Used

%	Uses of Collection Assessments	#
97%	Select physical materials for weeding or remote storage	63
95%	Evaluate serials or database for selection or de-selection	62
80%	Identify database overlap	52
74%	Adjust allocations of expenditures or funds	48
74%	Demonstrate value to the institution	48
74%	Demonstrate level of activity	46
71%	Justify funding increases to stakeholders	46
69%	Evaluate collection strengths and weaknesses	45
66%	Demonstrate the adequacy or inadequacy of collections for accreditation	43


Assessment Methods

(% Used)	Use or Users	Collections
92%	Use of electronic resources statistics	Collections budget analysis
87%	Circulation by subject or format	Collection growth
87%	Interlibrary loan requests by user groups	Collection size by subject and/or format
87%	Circulation by user groups, subject, and format	Collection currency and age
59%	Local citation analysis studies	74%
59%	Gap analysis	
59%	MANES for Librarians' responses	
72%	Acquisition guidelines	
67%	Input from librarian	Peer library comparisons of title holdings
67%	Input from faculty/staff/researchers	Direct or visual evaluation
67%	Input from students	Peer library comparisons of overall library measures
62%	Comparison of holdings with readings in course syllabi	LIST-checking
62%	Mapping the collection to courses and research centers	Global citation analysis (e.g. impact factor)
23%		Conceptus
		Brief Tests of Collection Strength

Spreading the Knowledge


Local Dissemination of Knowledge		Global Dissemination of Data	
Audience	%	Accessibility	
Library administration	18%	Most if not all data is easy accessible directly to stakeholders	36
Collection Development Manager	17%	Most if not all data is made accessible upon request	1
Subject specialist librarian	15%		
Library staff	15%		
College Administration	10%	Some data is accessible directly, other data upon request	16
Requesting Entity	9%		11
Faculty governance committee	9%	Some data is accessible upon request, other data not accessible at all	12
General public	5%	All data is not accessible at all	13
Other constituent	1%		3

Importance of Skills – Ranking & Three Groups



Climate for and Attitudes About Assessment

Agreement with statements about...



Areas of Future Study

- Opportunities for collaboration
- Benchmarking with peer institutions
- Data Sharing - external stakeholders and others